

YUBA-SUTTER TRANSIT AUTHORITY NEXTGEN TRANSIT FACILITY

Dream it and build it.

Adam Hansen, Planning Manger

Yuba-Sutter Transit Authority

AGENDA



The Problem



First Steps



Property
Selection



Quest for
Funding



Timeline



Summary

THE PROBLEM

Current Facility is a remodeled 7 -Up bottling plant.

- Site 3.2 acres with 47 parking spaces for 51 buses
- October 1, 2019 Innovative Clean Transit (ICT) Regulation
- Utilized Caltrans Sustainable Communities Grant funds to study probability of converting site to ZEB facility.
 - September 2018 we find out that 12 buses could be charged onsite without major improvements.

Invest heavily to improve an undersized and geometrically challenged facility to operate ZEBs or build a new facility?



SPACE NEEDS & FUNCTIONAL REQUIREMENTS

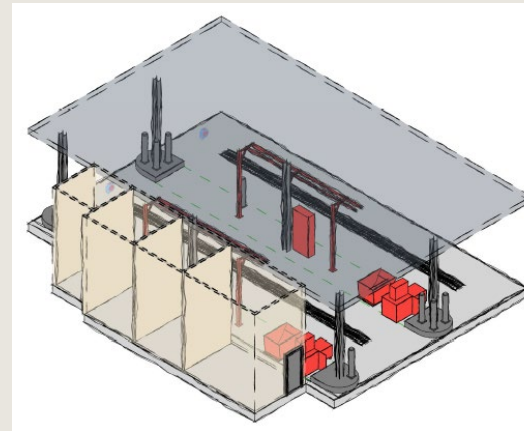
Developed based on **interviews** with Yuba-Sutter Transit staff and contractor regarding the functional requirements and operating characteristics of the bus operating garage.

Current facility approx. 30,000 sq. ft. of covered space

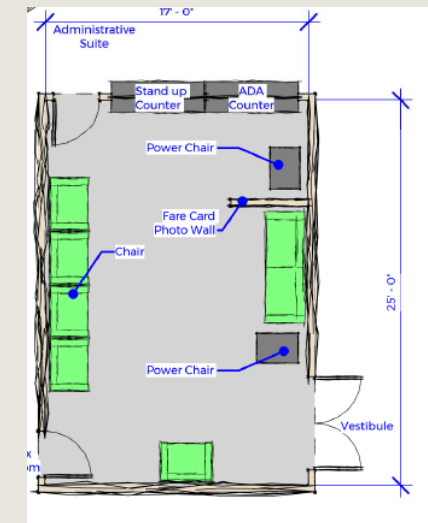
Total Site Area Required: Ideal minimum 9 acres

Program	Area (sq. ft)*
Administration	6,890
Operations/Drivers	8,045
Maintenance	15,120
Parts Storeroom	5,245
Fuel/ Wash/ Service	7,450
Total Facility Space Required	42,750

**Calculations are approximate.*



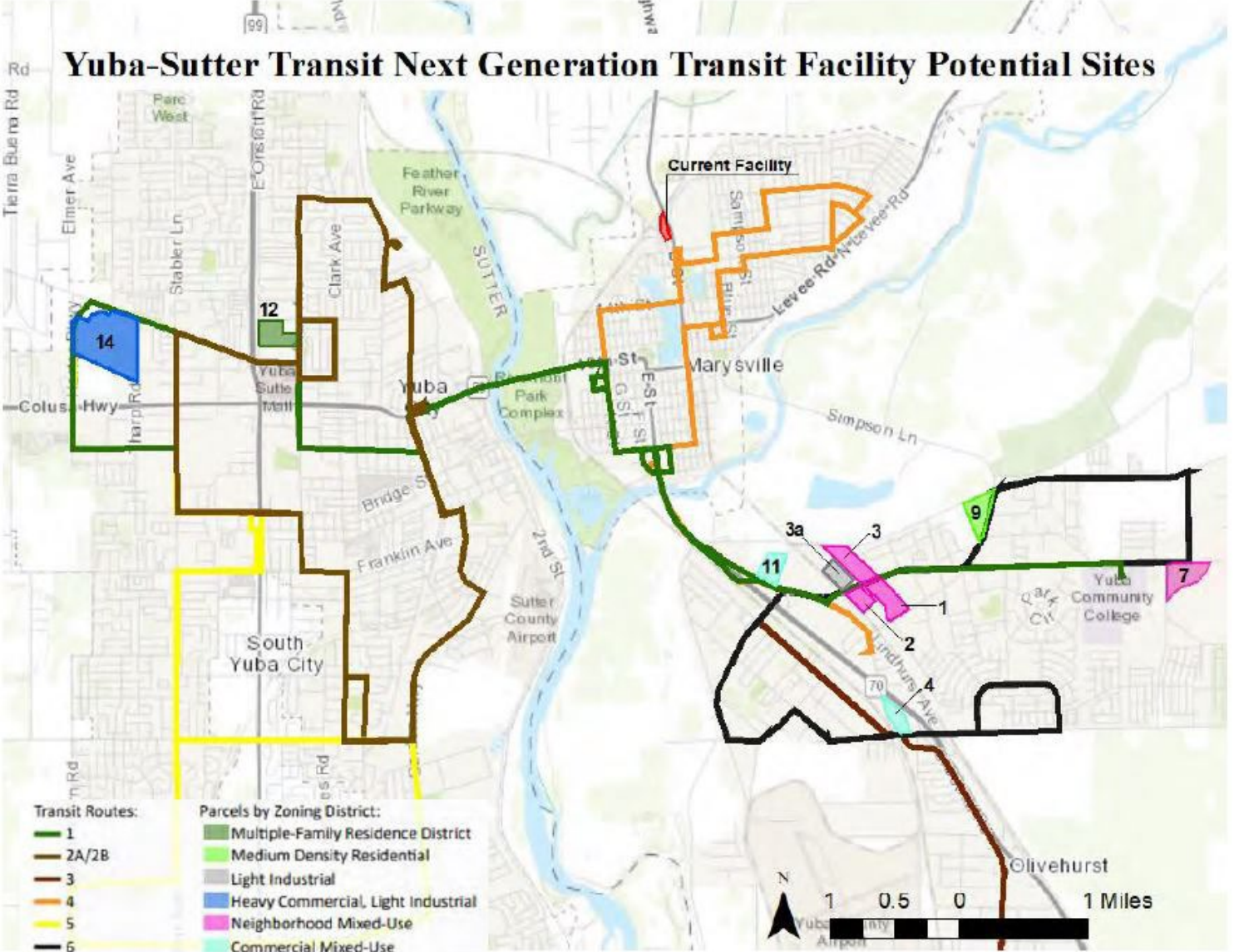
Example: Fueling Position



Example: Lobby

FIRST STEPS

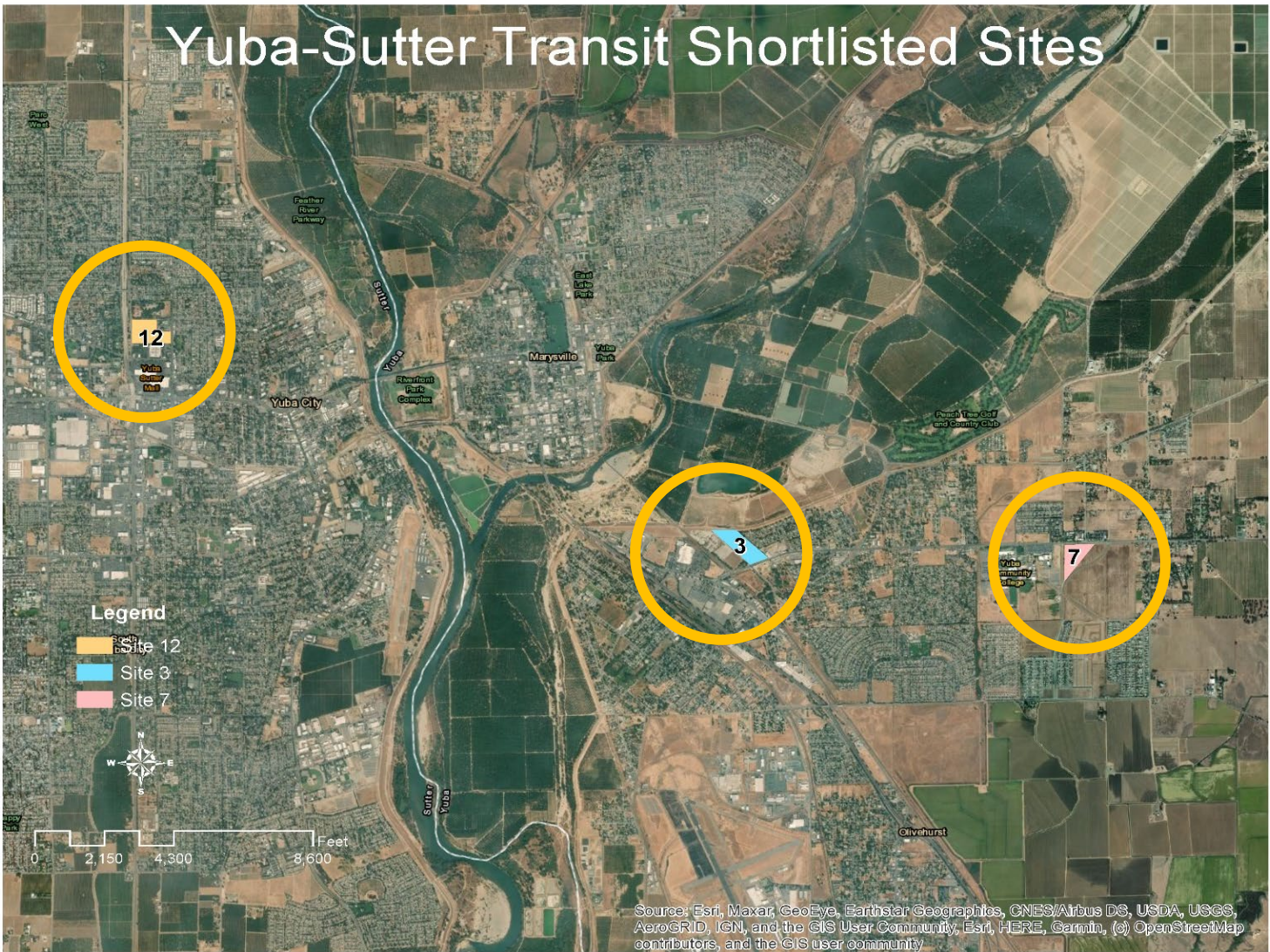
Figure 1: Ten Potential Sites by Zoning and Proximity to Current Bus Network



- Caltrans Adaptation Planning Grant 2019
- Identify and compare sites
- Narrowed down list to top 3.
- Did preliminary designs on top 3 sites.

- But wait; Caltrans SR 70 Binney Junction Roadway and Complete Streets Project draft EIR Released Summer 2020.

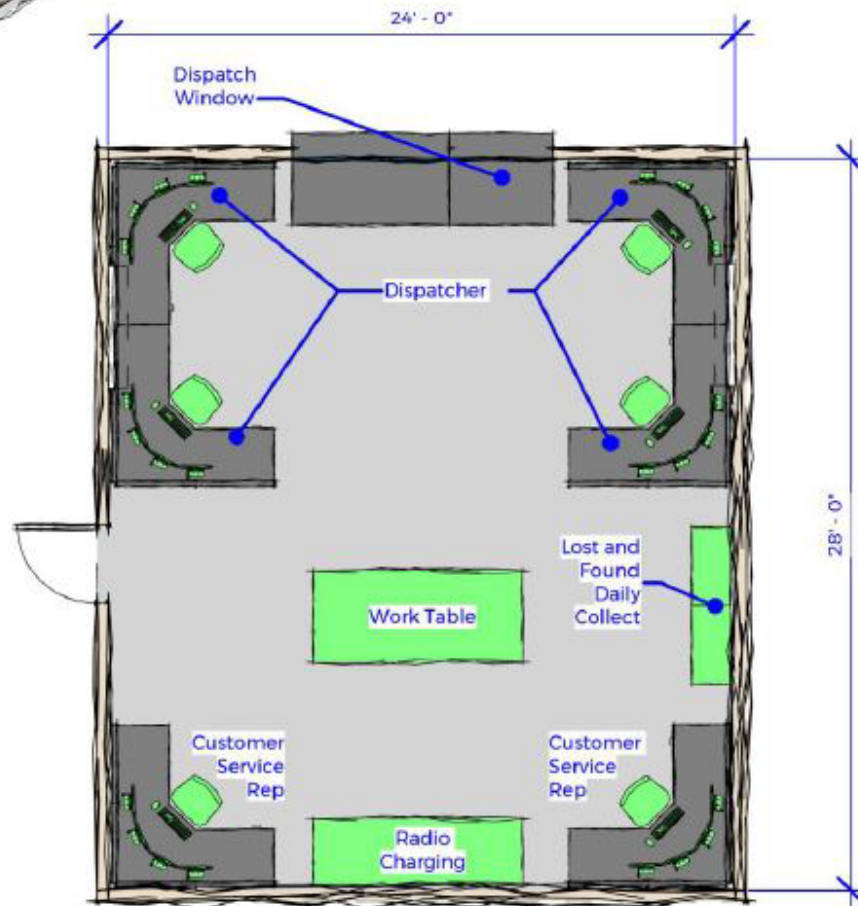
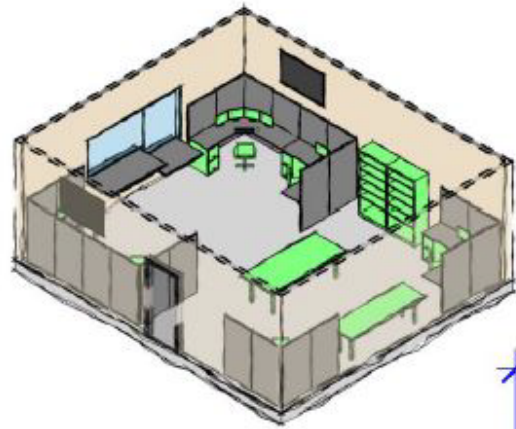
TOP 3 RECOMMENDED SITES



COST ESTIMATES SUMMARY

Site	Site 3	Site 7	Site 12
Land Acquisition (2021)	\$900,000	\$2,800,000	\$7,871,000
Soft Costs (Design)	\$5,734,486	\$6,346,052	\$5,681,075
Construction (2023 – 2025)	\$40,684,495	\$43,893,715	\$40,084,893
Charging/Fueling Infrastructure	\$1,368,400	\$2,644,000	\$1,576,320
Total Capital Costs	\$48,687,380	\$55,683,767	\$55,213,288

- Costs estimates were developed in current year dollars from the ground-up using estimated quantities per site and current market pricing for goods and services
- Escalation of 3 percent per year through 2022 was assumed to derive costs in year of construction dollars
 - Land costs are based on the current listing price for Sites 3 and 12 (estimated for Site 7). Prices represent current dollar values, with no escalation applied
 - Charging costs represent the base utility improvements with charging stations for a fleet of four initial electric vehicles.



PLANNING WORK

Design Criteria

Space needs assessment

- Plans for future growth
- Transition to BEBs and infrastructure
- Potential hydrogen fueling
- Alternative transportation delivery models
- Adaptation Planning Grant incorporated resiliency into facility.
- Onsite energy production and storage

Funding Plan and Cash Flow Analysis

- Cost Estimate
- Cash Flow Analysis
- Potential Funding Sources

TOP SITE



DRAWING NUMBER	3.2
	SITE 3 TEST FIT OPTION 2 WITH AERIAL
PROJECT TITLE	YUBA-SUTTER TRANSIT RESILIENT NEXT GENERATION TRANSIT FACILITY PLAN
	PROJECT NO. 182215A
DRAWN BY	RE
	DATE 6/22/2020
SCALE	DATE 11.11.17
	SCALE 1" = 60'-0"
	
	
WSP 1000 PARKWAY SUITE 200 YUBA, CA 95901 TEL: (916) 982-0900 FAX: (916) 982-0164	

- Key factors: Accessibility, affordability & availability.
- Listing Price \$975K for 19.11 acres
- Purchased property July 2021.
- Risks involved.
- Received a protective acquisition which means; Categorical Exclusion Determination for Real Property Acquisition.
- Elderberry Plants discovered on site.
- <https://www.yubasuttertransit.com/yuba-sutter-transit-s-next-generation-facility-project>

PROJECT SCOPE

Caltrans SR 70 Binney Junction Roadway and Complete Streets Project draft EIR Released Summer 2020.



PURSUIT OF FUNDING

Date	Program	Ask	Received
2018	Caltrans Adaptation Planning Grant	\$177,060	\$177,060
2021	5339 Buses and Bus Facilities Grant	\$14,000,000	
	Affordable Housing and Sustainable Communities Grant	\$8,500,000	\$8,500,000
	Community Project (Surface Transportation Reauthorization)	\$4,000,000	
	RAISE Grant	\$20,000,000	
2022	TIRCP Grant	\$14,500,000	
	5339 Buses and Bus Facilities Grant	\$14,000,000	
	Community Project	\$3,760,000	
	RAISE Grant	\$15,000,000	\$15,000,000
2023	TIRCP Grant	\$13,725,000	24-Apr
	5339 Buses and Bus Facilities Grant	\$12,500,000	15-Jun
	SACOG Maintenance and Modernization Grant	\$3,500,000	18-May
	Totals	\$123,662,060	\$23,677,060

Results

- 3 successful applications
- 6 unsuccessful applications

OTHER FUNDING SOURCES

Source of Funding		Amount YOE	Percentage of Project Costs
State/Local	Transit and Intercity Rail Capital Program (TIRCP)	\$10,000,000	19.05%
	State–Strategic Growth Council Affordable Housing and Sustainable Communities Grant Program (AHSC)	\$8,500,000	16.20%
	State Transit Assistance/State of Good Repair Funds	\$1,443,527	2.75%
	Low Carbon Transit Operations Program (LCTOP)	\$1,710,153	3.26%
	Local–Sale of Existing Transit Facility	\$2,000,000	3.81%
State/Local Total		\$23,653,680	45.07%
Federal	FTA–5311 (Rural)	\$364,492	0.69%
	FTA5311 Rural Coronavirus Response and Relief Supplemental Appropriations Act (CRRSAA) Funds	\$963,628	1.84%
	2021-22 Raise Grant	\$15,000,000	28.58%
	FTA–5339 Buses and Bus Facilities	\$12,500,000	23.82%
Federal Total		\$28,828,120	54.93%
Project Total		\$52,481,800	100.00%

Quest to show a feasible fully funded project is challenging.

RAISE Program Overview

- FY2022 Call for Projects
 - 936 applicants
 - \$13+ billion requested
 - 166 projects selected totaling \$2.245 billion
 - \$1 billion Bi-partisan Infrastructure Law (BIL)
 - \$1.245 billion FY22 Appropriations Act
- FTA:
 - 25 projects awarded, \$296,080,855
 - 17 capital, 8 planning

FTA RAISE 2022 Projects

<u>TRO</u>	<u>Applicant Name</u>	<u>RAISE Award</u>
1	Massachusetts Department of Transportation	\$20,250,000
1	City of Boston, MA	\$20,000,000
1	Rhode Island Public Transit Authority	\$22,370,800
2	Seneca Nation of Indians, NY	\$7,625,000
3	Maryland Department of Transportation - MTA	\$6,000,000
3	Prince George's County, MD	\$20,500,000
4	Pinellas Suncoast Transit Authority, FL	\$20,000,000
4	*Metropolitan Atlanta Rapid Transit Authority (MARTA)	\$25,000,000
4	*Greenville Transit Authority, SC	\$5,845,300
5	Pace Suburban Bus Division of the RTA, IL	\$20,000,000
5	Bois Forte Band of Chippewa, MN	\$9,514,984
5	Oneida Nation, WI	\$2,952,050
7	*City of Lincoln, NE	\$23,665,721
8	Summit County, UT	\$25,000,000
9	City of Inglewood, CA	\$15,000,000
9	*Yuba-Sutter Transit Authority	\$15,000,000
10	Valley Regional Transit, ID	\$8,457,000
	(* Funded through FY 2022 Appropriations Act)	\$267,180,855

FTA RAISE 2022 Projects

(Planning)

<u>TRO</u>	<u>Applicant Name</u>	<u>RAISE Award</u>
1	*Chittenden County Regional Planning Commission, VT	\$2,100,000
2	City of Elizabeth, NJ	\$5,000,000
4	City of Louisville	\$5,000,000
4	*Town of Wake Forest, NC	\$3,400,000
5	*Cadillac/Wexford Transit Authority, MI	\$1,300,000
6	*South Western Oklahoma Development Authority	\$1,500,000
7	Mid-America Regional Council, MO	\$5,600,000
9	Sacramento Area Council of Governments	\$5,000,000
	(* Funded through FY 2022 Appropriations Act)	\$28,900,000

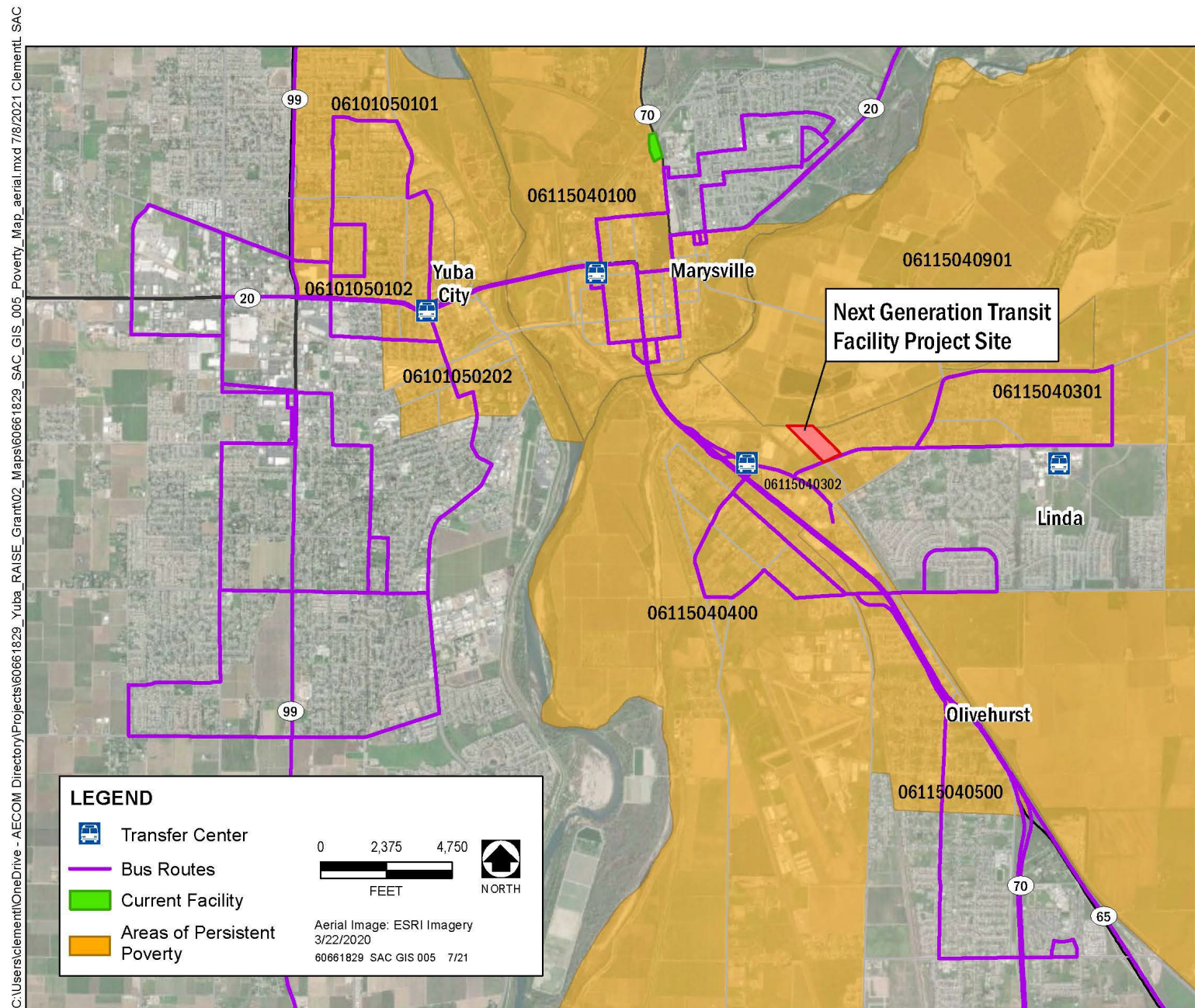
RAISE GRANT

How to receive a RAISE Grant

- Projects that presents a clear story walking through the transportation challenges and detailing what the local, regional, or national impacts will be.
- Projects that align with the Merit Criteria and include data-driven, reasonable and justifiable outcomes.
- Projects that clearly define the transportation problem and describe how the project is the solution to that problem.
- Projects that emphasize improved access to safe, reliable, and affordable transportation, particularly for underserved communities

Justice40 Communities

- 40% of the benefits of certain federal investments flow to DAC.
- Aims to address decades of systemic inequitable historical policies and underinvestment in DAC.
- Show and explain benefit in detail throughout the application.



Sources: SACOG 2021, YSTA 2021, USCB 2019

Facility to be built at 6035 Avondale Ave, Linda, CA will support transit services to the Cities of Marysville, Yuba City, downtown Sacramento, Live Oak, Wheatland and rural foothill communities.



RAISE GRANT

How to receive a RAISE Grant

- Hire consultant: Benefit/Cost Analysis is complex.
 - Build vs No Build Options
 - Lease facility costs and impacts
 - Cost to overhaul buses
 - Deadhead miles/Safety
 - Project costs/operational costs/utility costs
 - Discount Rate
- Be creative and progressive: Dream Big
- Always ask for a follow up debrief after each award announcement
- Winners are former losers.



MAINTENANCE FACILITY

FUEL FACILITY

WASH FACILITY

POTENTIAL FUTURE SOLAR FARM

BUS ENTRY & EXIT

COVERED BUS PARKING/
BATTERY ELECTRIC BUS
CHARGING INFRASTRUCTURE

TRANSFORMERS

EMPLOYEE PARKING

BUS ENTRY & EXIT

ADMINISTRATION & OPERATIONS FACILITY

EMPLOYEE ENTRY

VISITOR PARKING



SUMMARY

- Raise Grants are difficult so be fully committed.
- Apply early and often.
- Do the planning, outreach and legwork knowing you will use it later especially to Justice40 communities.



THANK YOU

Adam Hansen, Planning Manager

Yuba-Sutter Transit

Adam@yubasuttertransit.com